

# Measuring Results

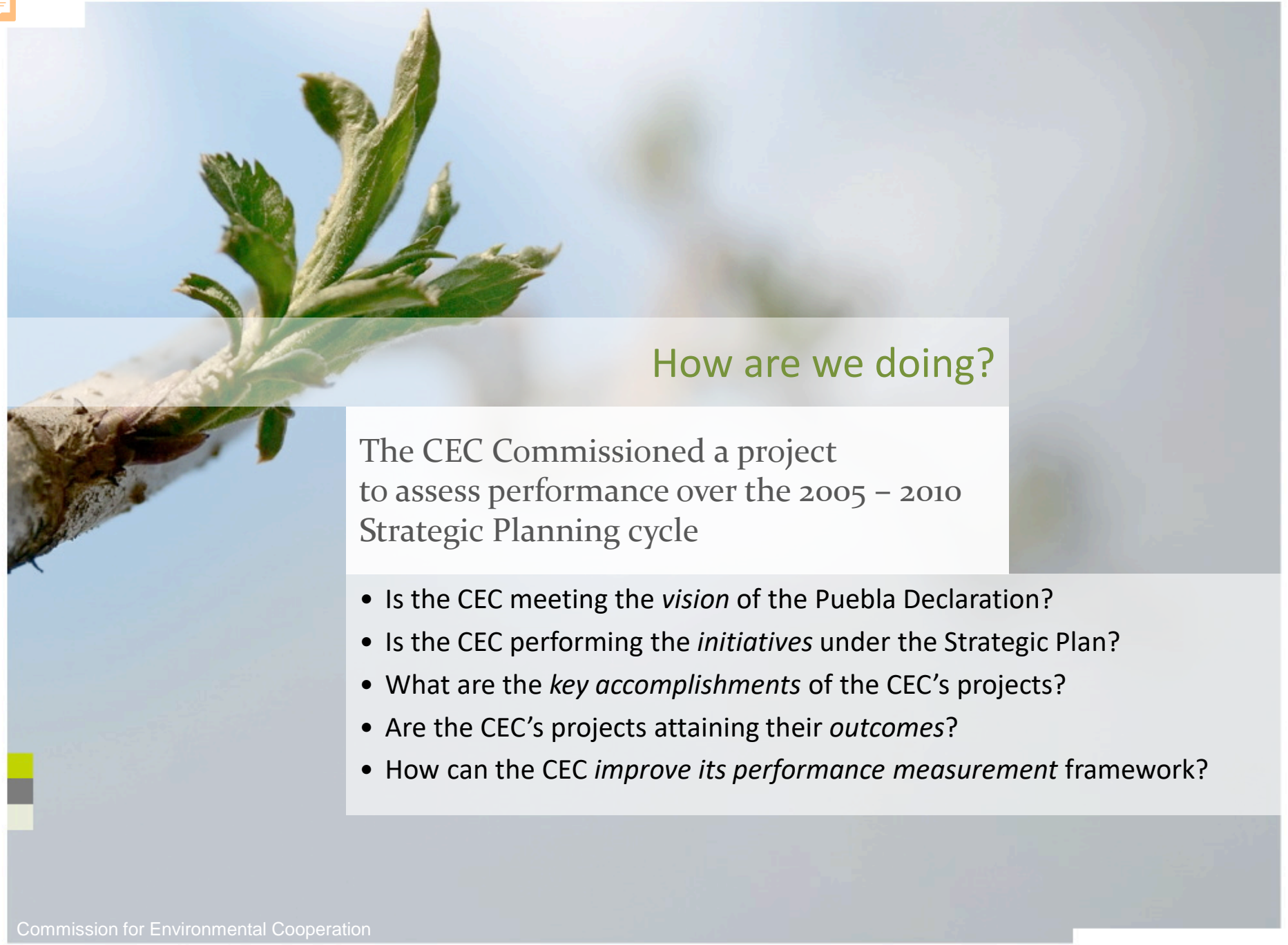
CEC Council Session – 24 June 2009

The CEC's 2005-1010 Strategic Plan: An Interim Report on Results

Adrián Vázquez – Executive Director



cec.org



## How are we doing?

The CEC Commissioned a project to assess performance over the 2005 – 2010 Strategic Planning cycle

- Is the CEC meeting the *vision* of the Puebla Declaration?
- Is the CEC performing the *initiatives* under the Strategic Plan?
- What are the *key accomplishments* of the CEC's projects?
- Are the CEC's projects attaining their *outcomes*?
- How can the CEC *improve its performance measurement* framework?



## The project to assess results is meant to provide...

- An assessment of results and accomplishments under the 2005 – 2010 Strategic Plan
- An assessment of project outcomes under the 2005 – 2010 Strategic Plan
- An analytical framework for the next Strategic Plan
- Input into refining the monitoring, evaluation, and reporting framework used by the CEC

**The results presented here are interim results from the project that touch on the first and second point above. The full project will be completed in November 2009.**



## The Puebla Declaration vision

The study showed that the CEC has

- **Been a catalyst for action**
- **Been a forum to facilitate regional action**
- **Produced concrete results**
- **Provided scientifically rigorous information**

**But work is needed to:**

- Clarify the CEC's role in influencing policy
- Ensuring appropriate product formats are developed for target audiences







## The 2005 – 2010 Strategic Plan

### The Plan...

- Defines the CEC's broad **PRIORITIES**
  - Translates the priorities into **GOALS**
  - Specifies a set of **OBJECTIVES** under each goal
  - Identifies the **INITIATIVES** that will attain the objectives
- *Information for decision-making*
  - *Capacity building*
  - *Trade and environment*

Have the initiatives been successfully performed?

**Yes.**

The study results show that the CEC has made progress in performing all of the initiatives under the Strategic Plan.



## Key accomplishments

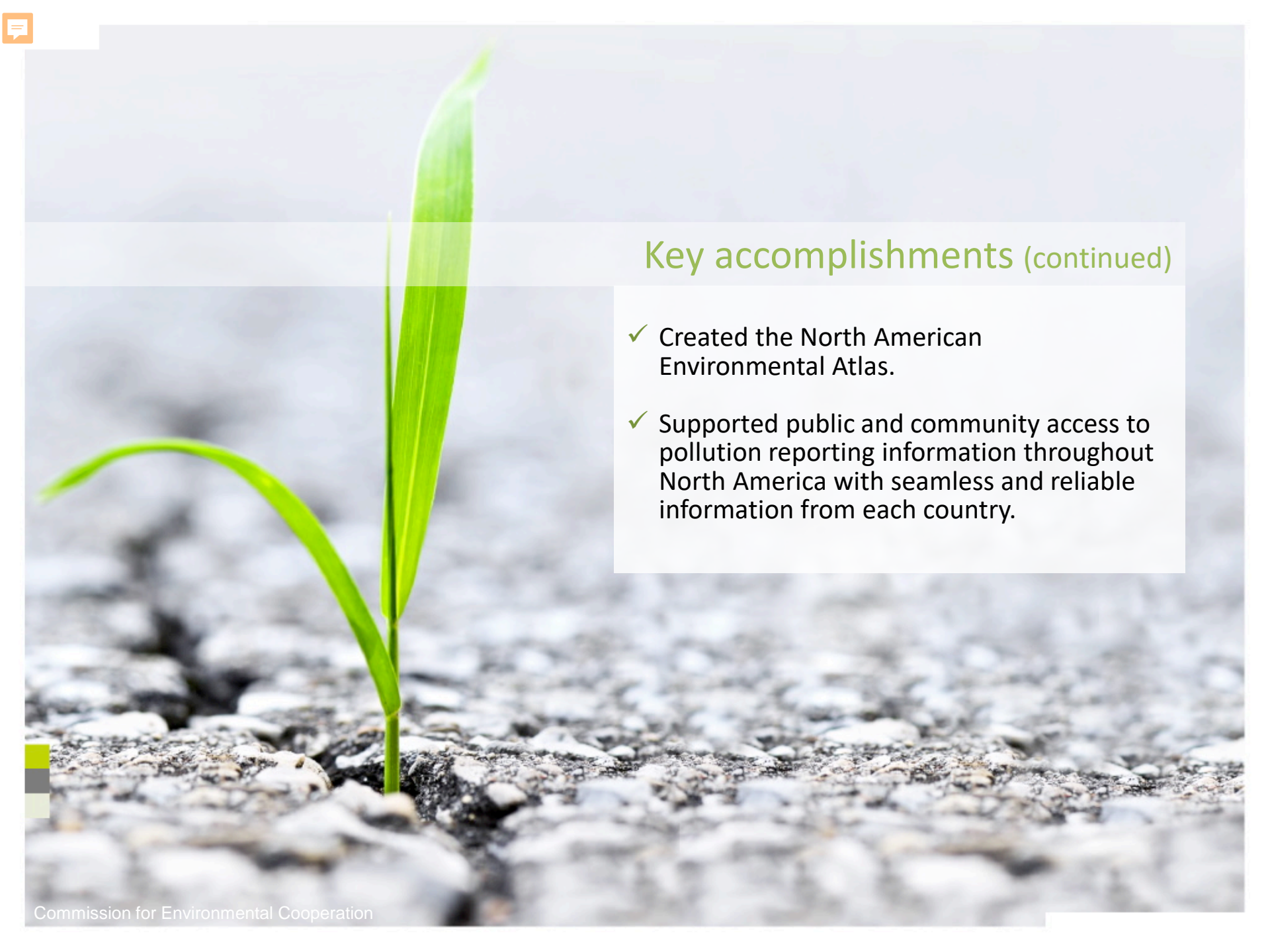
- ✓ Inspired significant reductions in costs, CO<sub>2</sub> emissions, water use, and waste by companies participating in the Greening Supply Chains project.
- ✓ Fostered cooperative action to conserve critical species and spaces, including a region-wide system to assess and report on the ecological conditions of marine protected areas along the Pacific Coast.
- ✓ Established North America as a model of international cooperation in the enforcement of environmental law.
- ✓ Promoted a chemicals management strategy across North America to reduce the risks associated with toxic chemicals of mutual concern, including Persistent Organic Pollutants and toxic metals.





## Key accomplishments (continued)

- ✓ Conducted a comprehensive assessment of North American air emissions inventories and ambient air monitoring networks.
- ✓ Advancement towards comparability and synchronization of air quality and pollutant releases information.
- ✓ Proposed an Air Quality Management Strategy to support effective air quality management across borders.
- ✓ Supported the establishment of and improvements to mandatory pollution reporting and transfer registry (RETC) in Mexico.



## Key accomplishments (continued)

- ✓ Created the North American Environmental Atlas.
- ✓ Supported public and community access to pollution reporting information throughout North America with seamless and reliable information from each country.





## Land Cover

- Seamless and consistent
- Dynamic land cover change monitoring system with frequent and accurate data
- Practical applications
- First map: 2005 data

Satellite imagery to classify types of land cover uniquely  
Annual data will be a vital long-term information source for users of land cover change  
For example: monitoring land-based carbon sequestration, biodiversity loss, weather and climate modeling

A map of North America, including the United States, Canada, and Mexico, with numerous small blue dots scattered across the landmasses, representing the locations of 35,000 facilities that released or transferred pollutants in 2005. The dots are most densely clustered in the eastern and central United States, with fewer dots in the western US and Canada. The map is overlaid with a semi-transparent white box containing text.

## Pollutant releases and transfers

- Annual *Taking Stock* report, with analyses and comparisons of PRTR data from the three countries
- In 2005, releases and transfers of more than 5.5 billion kilograms of pollutants from 35,000 facilities
- CEC analysis supports cooperation to improve comparability and promote actions to reduce pollution



## Project outcomes

For the most part, the CEC's projects have been highly successful at attaining their stated outcomes

### Non-attainment of outcomes stems from

- Unforeseen roadblocks
- Extended time frames
- Projects being too new to assess
- Occasional differences in engagement and capacity of officials and stakeholders



## The challenges faced by CEC projects

- Closing out CEC involvement in a project while divesting implementation to stakeholders and others.
- Ensuring initial and continued participation by all of the Parties in trilateral issues.
- Defining the appropriate audience for products.
- Dealing with the differing political environments and sensitivities in each country.
- Different perceptions of the CEC's role in policy development.







## Observations on the CEC's measurement structure



The consultant observed that the CEC should...

- Link outcomes to performance indicators.
- Use performance indicators that can be measured with objective data
- Be more specific and less vague in stating outcomes
- Develop outcome statements that are more challenging
- Overall: Use the SMART (Specific, Measurable, Achievable, Realistic, and Time-bound) criteria for developing outcomes and performance indicators



## Observations on the future

- The CEC represents a promise of hope for the environment in North America.
- Political leadership is key to achieving a tri-lateral agenda for North American competitiveness and sustainability.








## Observations on the future (continued)

Five suggestions:

1. Greater interlocution between the Council, JPAC and the Secretariat.
2. Make the compiling of Factual Records more expeditious, transparent and participative.
3. Incorporate more directly a political approach of the Council to strike a balance between the medium-term strategies of the working groups with joint opportunities in the three countries' environmental agendas.
4. Strive for greater efficiency in Council-Secretariat planning and negotiations.
5. Incorporate the participation of non-federal governments into CEC discussions and work.

Thank You



Three countries. One environment.